

## APPLICATIONS & BENEFITS

### APPLICATIONS

Residential Application  
Commercial Application  
Health / Aged Care Facilities  
Educational Institutions  
Hospitality Sector  
Fit Outs  
Retail & Shopping Centres

### BENEFITS

Lightweight & Durable  
Fire & Water Resistant  
Natural Timber Look & Feel  
Adds Warmth and Style  
Enhances Aesthetic Appeal  
Variety of Colours & Finishes  
Fungus, Termite & Mould Resistant  
Environmentally Friendly Product  
Acoustic & Thermal Insulation  
Quick and Easy to Install

## COLOURS & FINISHES

### INNOVATIVE TEXTURE COLOUR

**Colour Options**  
Iron Bark, Spotted Gum, Teak, American Oak,  
Weathered Wood, Ebony and Western Red Cedar

**Surface Finish Options**  
Smooth and Brushed

### PREMIUM TEXTURE COLOUR

**Colour Options**  
Golden Oak, Tasmanian Oak, Dark Oak,  
Premium Oak, Urban Oak, Kiwi Black and  
Lily White

**Surface Finish Options**  
Smooth and Brushed

 IRON BARK	 GOLDEN OAK
 SPOTTED GUM	 TASMANIAN OAK
 TEAK	 DARK OAK
 AMERICAN OAK	 PREMIUM OAK
 WEATHERED WOOD	 URBAN OAK
 EBONY	 KIWI BLACK
 WESTERN RED CEDAR	 LILY WHITE
INNOVATIVE RANGE	PREMIUM RANGE

\*\* Please bear in mind that colours may appear slightly different on delivery due to different printer and monitor settings.



INNOWOOD Australia Pty Ltd  
phone (australia) : 1300 787 717   phone (international) : +61 2 9630 8388   email : enquiry@innowood.com  
website : www.innowood.com   head office : 15/26-32 Pirrama Road, Pyrmont NSW 2009

INNOCELL





# INNOCEIL

InnoCeil offers the Architect & Designers the flexibility to create any architectural features, curves, waves and shadows effects while incorporating basic building services such as lighting, ventilation, sprinklers and air vents.

Our systems not only create instant sophistication as an architectural feature, but they also have a high acoustic performance rating for the ultimate sound quality and external noise reduction capabilities.

### SIMPLICITY

InnoCeil systems are quick and easy to install. Our systems can be delivered with complete framing, suspended components and trims.

### CAPABILITY

InnoCeil systems can incorporate a unique acoustic material designed to enhance sound absorption and reduce sound transmission, making it the ideal ceiling solution.

### DESIGN INTENT

InnoCeil systems are designed to eliminate the unsightly appearance of exposed screws, nails, holes or surface fixings resulting in a clean and smooth finish.

### BENEFITS

InnoCeil systems are self-extinguishing and deliver excellent fire resistance. All our products have been fully tested under the Early Fire Hazard Test AS15030.3.



## SUSPENDED CLICK ON


Our Suspended Click-On Fixing Ceiling System works on the principle of clipping the InnoCeil profile onto its suspended carrier to secure it in the desired position. This system is available in different sizes to suit most design requirements. The lightweight suspended Click-On system is perfect for areas where structural loads are critical. Our Click-on system makes it easy to install and replace battens.



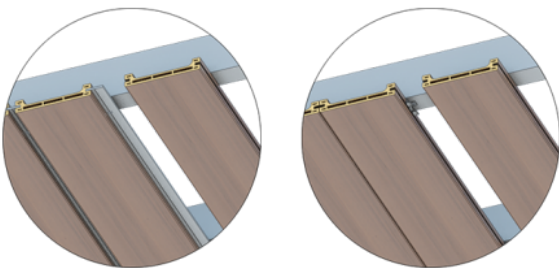
			
PROFILES			
PRODUCT CODE	CL02050	CL03070	CL03070B
MAX SPAN	450mm	450mm	450mm
COVERAGE	20mm	30mm	30mm
INNOVATIVE COLOURS	Available	Available	Not Available
PREMIUM COLOURS	Not Available	Not Available	Available

## CONCEALED CLIP

Our Concealed Clip Fixing Ceiling System utilises a stainless steel clip attached to each profile and screwed into the ceiling substrate without exposed fixings. The system is easy to install and delivers consistent shadow lines between the boards for a smart uniform look.




		
PROFILES		
PRODUCT CODE	CL14025	CL30025
MAX SPAN	450mm	450mm
COVERAGE	140mm	300mm
INNOVATIVE COLOURS	Available	Available
PREMIUM COLOURS	Not Available	Not Available



## SHIPLAP CEILING


Based on a traditional tongue and groove design, our Shiplap Ceiling System creates a clean finish with uniform joints without any visible fixings.













						
PROFILES						
PRODUCT CODE	CL14010	CL17012	CL21923	CL26430	CL16728	CL27765
MAX SPAN	450mm	450mm	450mm	450mm	450mm	450mm
COVERAGE	120mm	170mm	195mm	240mm	148mm	250mm
INNOVATIVE COLOURS	Available	Available	Available	Available	Available	Available
PREMIUM COLOURS	Available	Not Available	Available	Available	Not Available	Not Available

## SLATTED CEILING

Our Slatted Ceiling System produces clean straight lines that can vary in density and frequency from slat to slat with batten coverage as narrow as 16mm and spacing to suit any design, all in a wide range of configurations.



						
						
PROFILES						
PRODUCT CODE	CL20010	CL19212	CL19519		CL10050	CL15050
MAX SPAN	450mm	450mm	450mm		450mm	450mm
COVERAGE	180mm	175mm	175mm		100/50mm	150/50mm
INNOVATIVE COLOURS	Available	Available	Available		Available	Available
PREMIUM COLOURS	Not Available	Not Available	Not Available		Available	Available