

APPLICATIONS & BENEFITS

APPLICATIONS

Residential Application
Commercial Application
Health / Aged Care Facilities
Educational Institutions
Hospitality Sector
Fit Outs
Retail & Shopping Centres

BENEFITS

Lightweight & Durable
Fire & Water Resistant
Natural Timber Look & Feel
Adds Warmth and Style
Enhances Aesthetic Appeal
Variety of Colours & Finishes
Fungus, Termite & Mould Resistant
Environmentally Friendly Product
Acoustic & Thermal Insulation
Can be Orientated Vertically or Horizontally
Quick and Easy to Install

COLOURS & FINISHES

INNOVATIVE TEXTURE COLOUR

Colour Options
Iron Bark, Spotted Gum, Teak, American Oak, Weathered Wood, Ebony and Western Red Cedar

Surface Finish Options
Smooth, Brushed, Embossed and Embedded Wood Grain

PREMIUM TEXTURE COLOUR

Colour Options
Golden Oak, Tasmanian Oak, Dark Oak, Premium Oak, Urban Oak, Kiwi Black and Lily White

Surface Finish Options
Smooth and Brushed


 IRON BARK	 GOLDEN OAK
 SPOTTED GUM	 TASMANIAN OAK
 TEAK	 DARK OAK
 AMERICAN OAK	 PREMIUM OAK
 WEATHERED WOOD	 URBAN OAK
 EBONY	 KIWI BLACK
 WESTERN RED CEDAR	 LILY WHITE
INNOVATIVE RANGE	PREMIUM RANGE

** Please bear in mind that colours may appear slightly different on delivery due to different printer and monitor settings.



INNOWOOD Australia Pty Ltd
phone (australia) : 1300 787 717 phone (international) : +61 2 9630 8388 email : enquiry@innowood.com
website : www.innowood.com head office : 15/26-32 Pirrama Road, Pyrmont NSW 2009

INTERNAL LINING



INNOCLAD

INTERNAL LINING

InnoClad Internal Lining is suitable for a range of internal lining applications where the look and feel of natural timber is desired. In addition to creating a stylish and warm interior finish, InnoClad Internal Lining is lightweight and offers outstanding acoustic performance. The ability to curve and bend InnoClad Internal Lining makes it ideal for any design specification.

FLEXIBILITY

InnoClad Innovative cladding systems, that can be integrated into any internal lining design.

CAPABILITY

InnoClad systems are capable of orientating either vertically or horizontally in order to deliver a clean finish with consistently spaced shadow / join lines.

DESIGN INTENT

InnoClad system comes in varying widths and fixing methods thereby making it flexible to match the design specification.


BENEFITS

Cladding that provides highly desirable warmth and character that comes from the closest composite to natural timber.



V JOINT SHIPLAP


V Joint Shiplap Internal Lining boards overlap one another concealing the fixing and locking in the boards to give a clean finish with effective board coverage of 170mm or 120mm.



PROFILES	
PRODUCT CODE	IL14010
MAX SPAN	450mm
COVERAGE	120mm
INNOVATIVE COLOURS	Available
PREMIUM COLOURS	Available

SECRET FIXED SHIPLAP

Secret Fixed Shiplap Internal Lining boards overlap one another concealing the fixing nails and locking in the boards to give a clean finish with an effective board coverage of 148mm, 194mm or 250mm.



PROFILES				
PRODUCT CODE	IL21923	IL26430	IL16728	IL27765
MAX SPAN	450mm	450mm	450mm	450mm
COVERAGE	195mm	240mm	148mm	250mm
INNOVATIVE COLOURS	Available	Available	Available	Available
PREMIUM COLOURS	Available	Available	Not Available	Not Available

CONCEALED CLIP FIXING

INNOWOOD Concealed Clip Fixing system uses an aluminium clip to join two boards together and is affixed to the back structure in order to achieve the perfect straight line look.



PROFILES		
PRODUCT CODE	IL14025	IL15025
MAX SPAN	450mm	450mm
COVERAGE	140mm	150mm
INNOVATIVE COLOURS	Available	Available
PREMIUM COLOURS	Not Available	Not Available